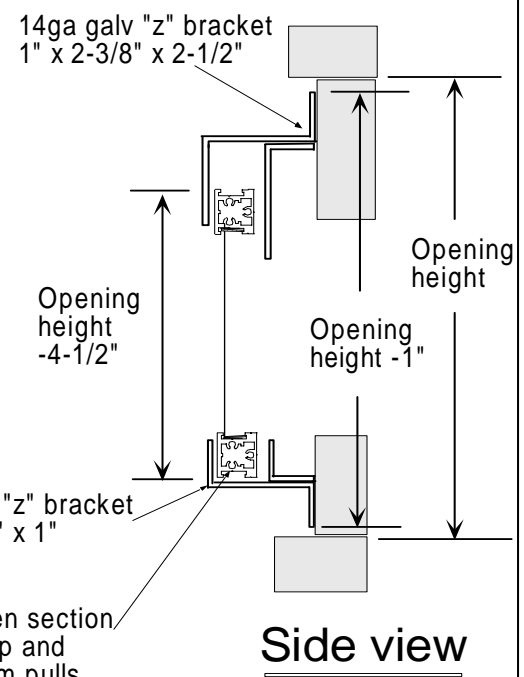
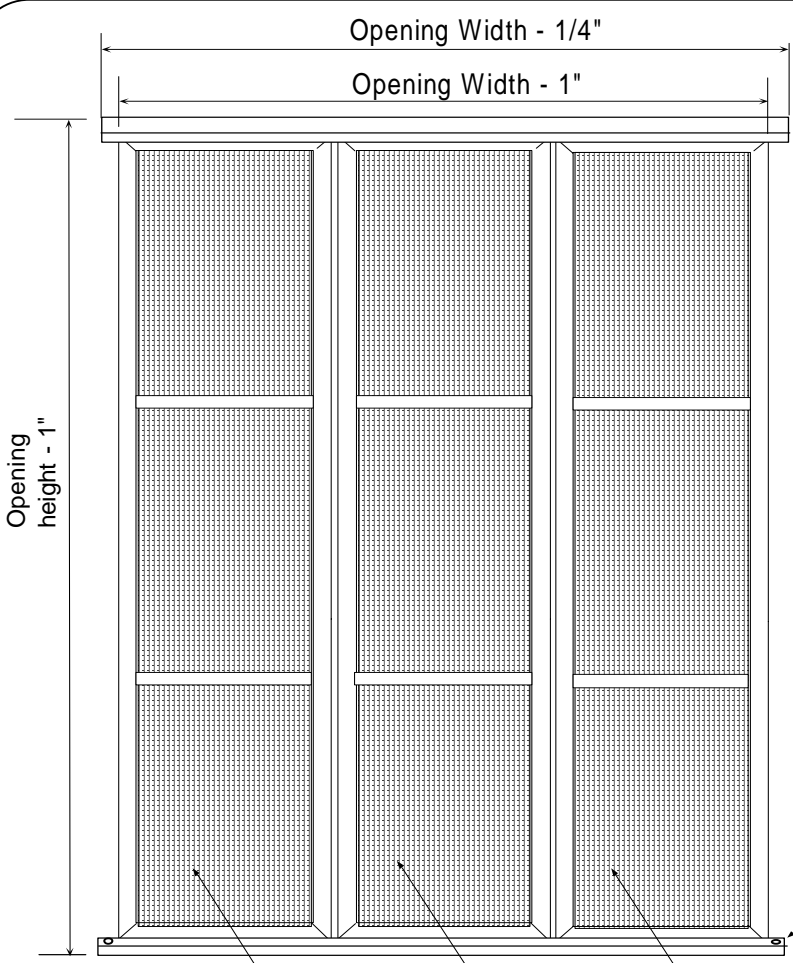


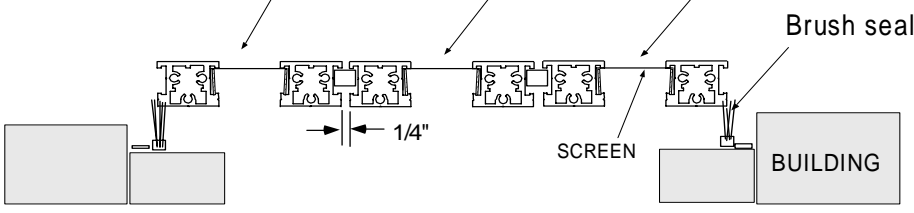
# AIR INLET SCREENS



Screen section lifts up and bottom pulls out to remove for cleaning

PK screws hold panels in place

SCREEN :12x12 MESH 0.023" WIRE DIA  
OR  
30X30 MESH 0.011" WIRE DIA.  
304L STAINLESS STEEL



Screen:  
Cut : inside +1-1/8"  
Formed: inside + 3/8"

- Notes:
- 1) Maximum Section Width 25-1/2 in
  - 2) Maximum Section Height 120"

SCREEN	INSIDE OPENING	CUT INSIDE + 1"	FORMED INSIDE + 5/16"
Width			
Height			

**RASCO INDUSTRIES** MAPLE PLAIN, MN  
PH (612) 479-6097

---

Name    Fan Screen assy    rev

---

date    10/19/98    nu